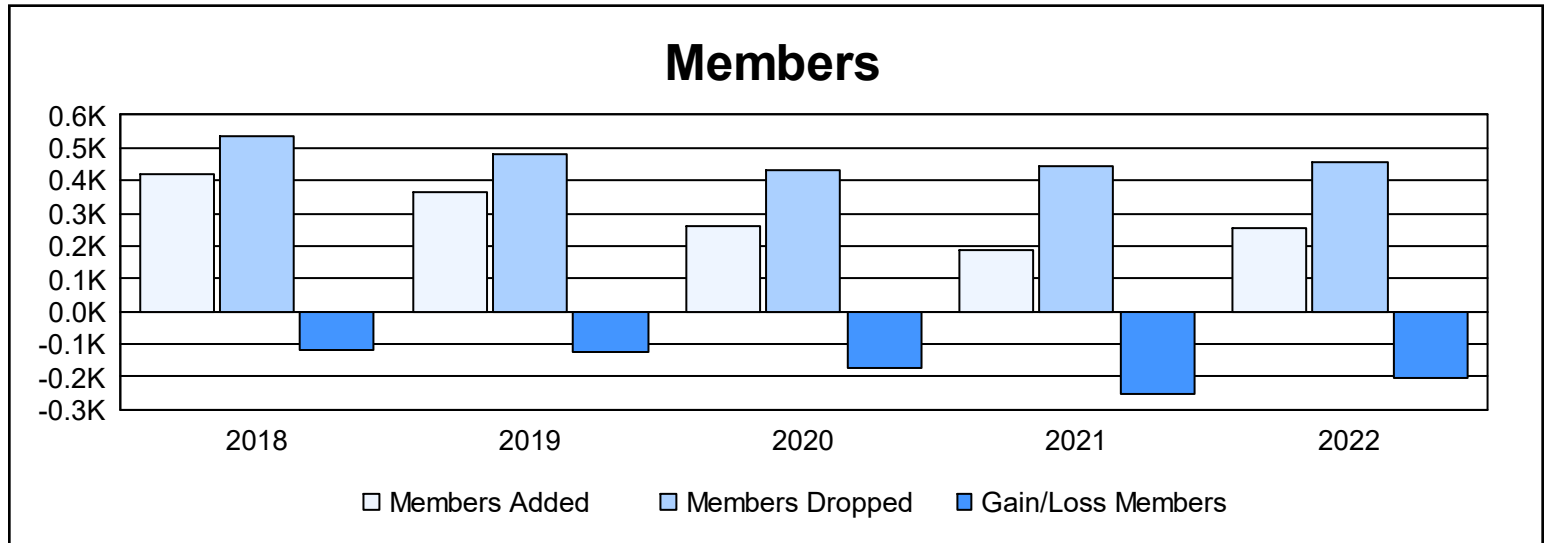
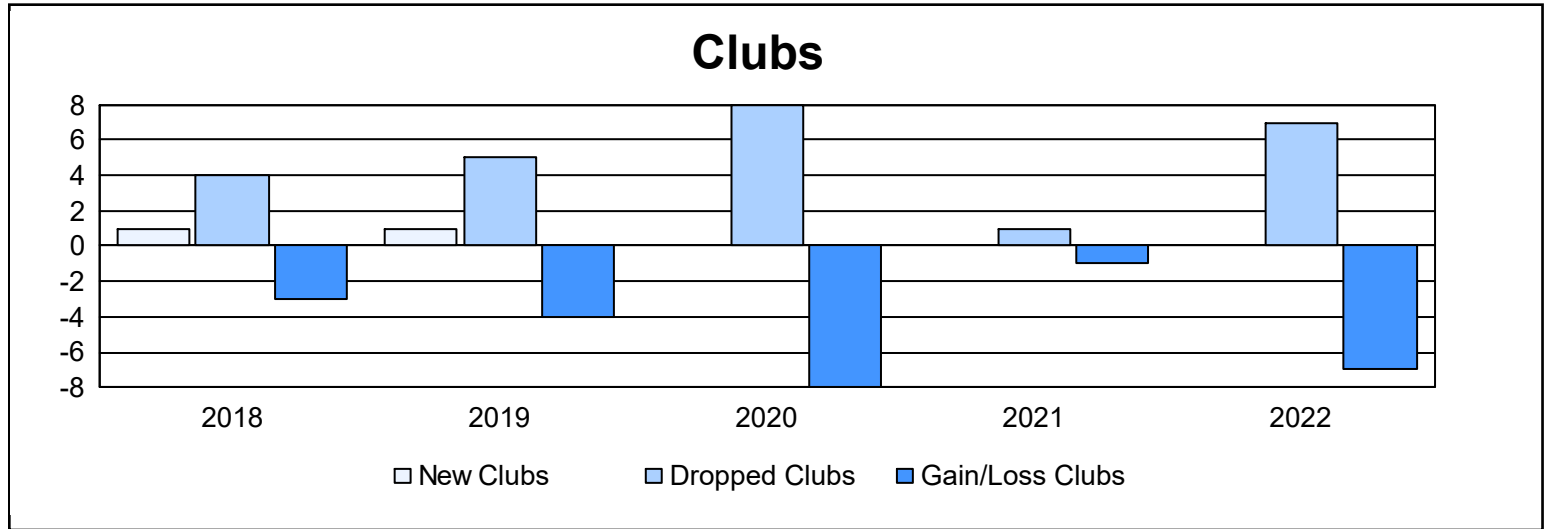


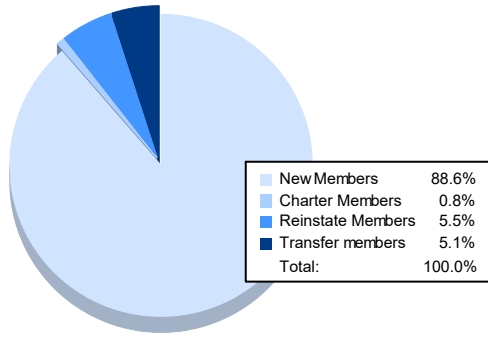
**Multiple District 7**

As of June 2022 Cumulative

Year	New Clubs	Dropped Clubs	Gain/ Loss Clubs	New Members	Charter Members	Reinstate Members	Transfer Members	Total Member Added	Total Members Dropped	Gain/ Loss Members
2017-2018	1	4	-3	347	26	16	29	418	534	-116
2018-2019	1	5	-4	304	28	20	10	362	483	-121
2019-2020	0	8	-8	208	34	9	11	262	434	-172
2020-2021	0	1	-1	129	5	42	12	188	443	-255
2021-2022	0	7	-7	226	2	14	13	255	458	-203
<b>Average</b>	<b>0</b>	<b>5</b>	<b>-5</b>	<b>243</b>	<b>19</b>	<b>20</b>	<b>15</b>	<b>297</b>	<b>470</b>	<b>-173</b>



### Membership Composition June 2022 Cumulative



### Gender Composition June 2022 Cumulative

